


# TEC - SPOT WELD EXAMPLES

EXPANDED METAL  
TO TUBE




SPACER




BRACKET




HINGE TO FRAME TUBE



LAP  
JOINT



LATCH  
TO TUBE



CORNER BRACE  
TO TUBE



EDGE WELD



LAP JOINT

Specifications subject to change without notice.